

## Getting Started With Odilo

### Registering For An Account

#### **1. Current Library Patrons**

All patrons who are currently registered patrons of the Livingston Masonic library reading course program will automatically be registered for Odilo and will receive an e-mail from, [digitalLibrary@odilotid.es](mailto:digitalLibrary@odilotid.es) with a link to set your password.

*Note: Your password must have a minimum length of 8 characters and contain at least one uppercase, one lowercase, and one number, without non-alphanumeric characters.*

The e-mail will be sent to whichever e-mail we have on file in our records. If there are any issues please email, [Ebookhelp@nymasoniclibrary.org](mailto:Ebookhelp@nymasoniclibrary.org)

#### **2. New Patrons**

If you are not currently registered and would like to enroll in the reading course program or receive borrowing privileges please complete the reader registration form found [here](#) and e-mail the completed form to Library director Bro. Alexander Vastola at, [Avastola@nymasoniclibrary.org](mailto:Avastola@nymasoniclibrary.org). Once received we will register you for regular library privileges and an Odilo account.

Once we've registered you for an Odilo account and you should receive a link to set a new password from [digitallibrary@odliotid.es](mailto:digitallibrary@odliotid.es).

*Note: Your password must have a minimum length of 8 characters and contain at least one uppercase, one lowercase, and one number, without non-alphanumeric characters*

### Downloading The Odilo Mobile App

Click the link below to download the app from your device's app store

[Google Play Store](#)


[Apple App Store](#)

[Windows Store](#)

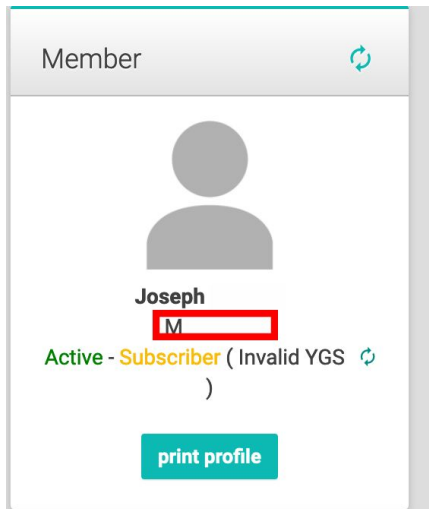
## Accessing your account

**Please Note!** Your User ID is your Grand Lodge ID # which is found on your dues card or through MORI and starts with either an A or an M.

### Grand Lodge Dues Card

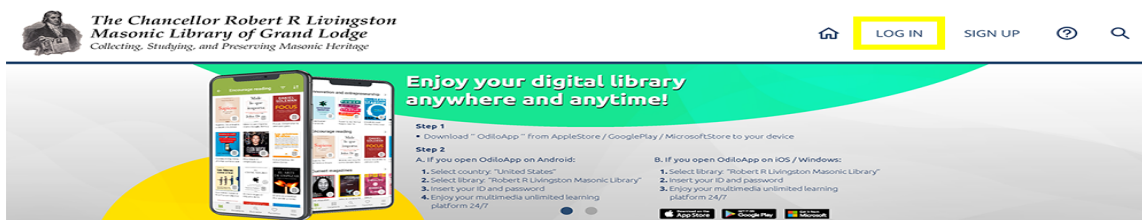


### MORI Account Page



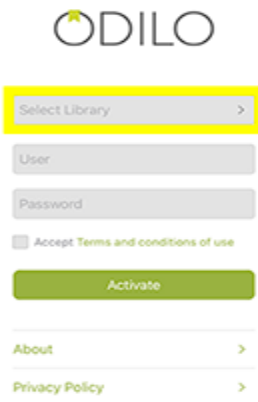
### Access Odilo using your Internet browser

Visit [nymasoniclibrary.odilo.us](http://nymasoniclibrary.odilo.us) and click Log In. Once prompted enter your User ID (Grand Lodge ID #) and password.



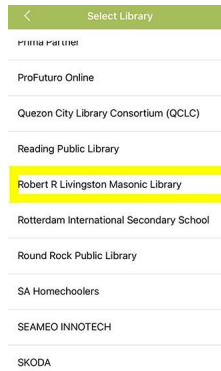
## Access Odilo using the Odilo App?

A: Open the app press select library and choose **Livingston Masonic Library** from the dropdown menu of libraries. Once prompted enter your library User ID (Grand Lodge ID #) and password, and click activate.



The screenshot shows the Odilo app homepage. At the top is the ODILO logo. Below it is a 'Select Library' dropdown menu, which is highlighted with a yellow box. Underneath are input fields for 'User' and 'Password'. There is a checkbox for 'Accept Terms and conditions of use' and a green 'Activate' button. At the bottom, there are links for 'About' and 'Privacy Policy', both with right-pointing chevrons.

*App Homepage*



The screenshot shows the 'Select Library' dropdown menu. The title bar at the top is green with a back arrow and the text 'Select Library'. Below the title bar is a list of library names, each on a separate line with a horizontal separator. The list includes: 'ProFuturo Online', 'Quezon City Library Consortium (QCLC)', 'Reading Public Library', 'Robert R Livingston Masonic Library' (highlighted with a yellow box), 'Rotterdam International Secondary School', 'Round Rock Public Library', 'SA Homechoolers', 'SEAMEO INNOTECH', and 'SKODA'.

*Dropdown List of Libraries*